



BS 7619
Licence No. KM33730



FM 09180

CI/SFB

(47)

Hn7

09.03

Swish®

BUILDING PRODUCTS

- Roofline
- Cladding
- Window Boards
- Interior Trims
- Foiled Products

Trade Price List

Prices
Effective
12th Aug.
2002
Issue: 3





NEW 15 Yr Guarantee on WHITE PVC-ue










LEAD FREE
WHITE PVC-ue

ORDER
IN PACK
QUANTITIES ONLY

2



ILLUSTRATION	DESCRIPTION	CODE NO.	COLOURS*	LENGTH	PRICE PER STD. LENGTH		PACK QUANTITY	PRICE PER METRE/PACK		
					WHITE £	COLOURS £		WHITE £	COLOURS £	
CLADDINGS										
	100mm Shiplap (Sq. metre price £40.36 for White)	C001	W	5m	20.18	–	5	4.04	–	
	150mm Shiplap (Sq. metre price £35.75 for White)	C002	W U	5m	26.81	31.25	5	5.36	6.25	
	100mm Open V (Sq. metre price £40.36 for White)	C269	W U	5m	20.18	23.62	5	4.04	4.72	
	150mm Open V (Sq. metre price £35.75 for White)	C003	W	5m	26.81	–	5	5.36	–	
	125mm Tee Gee™ (Sq. metre price £38.96 for White)	C055	W	5m	24.35	–	5	4.87	–	
	125mm Feather Edge (Sq. metre price £38.96 for White)	C208	W	5m	24.35	–	5	4.87	–	

CLADDINGS TRIMS										
	Universal Channel	C026	W U	5m	11.80	13.77	10	2.36	2.75	
	Cover Trim	C034	W	5m	7.62	–	20	1.52	–	
	Plank Top Trim	C039	W	5m	9.09	–	10	1.82	–	
	Universal Channel + Batten Cover	C040	W	5m	13.53	–	10	2.71	–	
	2 Part Universal Trim (Male)	C290	W U	5m	11.80	13.77	10	2.36	2.75	
	2 Part Universal Trim (Female)	C291	W U	5m	11.80	13.77	10	2.36	2.75	
	60 x 15mm Angle Trim	C068	W	5m	12.30	–	10	2.46	–	
	30 x 15mm Angle Trim	C069	W	5m	9.84	–	10	1.97	–	
	External Corner Trim	C030	W	5m	20.43	–	5	4.09	–	

*W = WHITE U = SAHARA BEIGE

™Tee Gee is Registered Trade Mark

ILLUSTRATION	DESCRIPTION	CODE NO.	COLOURS*	LENGTH	PRICE PER STD. LENGTH		PACK QUANTITY	PRICE PER METRE/ PACK	
					WHITE £	COLOURS £		WHITE £	COLOURS £
CLADDINGS TRIMS (continued)									
	2 Part Corner Trim (Male)	C292	W U	5m	12.55	14.76	5	2.51	2.95
	2 Part Corner Trim (Female)	C293	W U	5m	18.94	21.89	5	3.79	4.38
	Universal Starter Trim	C027	W	5m	13.53	–	10	2.71	–
	Wall Starter Trim	C028	W	5m	14.51	–	10	2.90	–
	Drip Starter Trim	C029	W	5m	14.51	–	10	2.90	–
	Drip Trim	C035	W U P	5m	13.53	15.74	10	2.71	3.15
	2 Part Joint Trim (Male)	C051	W U	5m	11.07	12.74	5	2.21	2.55
	2 Part Joint Trim (Female)	C052	W	5m	16.00	–	5	3.20	–
	Centre Joint Trim	C033	W	5m	20.18	–	5	4.04	–
	30 x 15mm Angle Vent	C061	W	5m	14.27	–	5	2.85	–
	60 x 15mm Angle Vent	C065	W	5m	14.62	–	5	2.92	–
	100mm Shiplap Joint Cover	C042	W	–	–	–	10	6.40Pk	–
	150mm Shiplap Joint Cover	C043	W	–	–	–	10	6.88 Pk	–
	100mm Open V Joint Cover	C281	W	–	–	–	10	6.40 Pk	–
	150mm Open V Joint Cover	C044	W	–	–	–	10	6.88 Pk	–
	125mm Tee Gee/ Feather Edge Joint Cover	C057	W	–	–	–	10	6.63 Pk	–

- Strip ventilators C061 and C065 are designed for use at the bottom edge of the cladding.
- Fixing centres should be reduced to 400mm for coloured product (see Swish Cladding Design Guide A226).

ORDER
IN PACK
QUANTITIES ONLY

4

ILLUSTRATION	DESCRIPTION	CODE NO.	COLOURS*	LENGTH	PRICE PER STD. LENGTH		PACK QUANTITY	PRICE PER METRE/PACK	
					WHITE £	COLOURS £		WHITE £	COLOURS £

REPLACEMENT/NEW BUILD FASCIA (Installed direct to rafters)



Jumbo™ (20mm Thick)

405mm (double ended)	C151	W	5m	116.91	–	1	23.38	–
405mm (double ended)	C113	W	1.25m	30.64	–	1	24.51	–
355mm (double ended)	C280	W	5m	96.47	–	1	19.29	–
250mm	C289	W	5m	79.73	–	1	15.95	–
225mm	C288	W	5m	70.39	–	2	14.08	–
200mm	C287	W	5m	59.07	–	2	11.81	–
175mm	C286	W	5m	51.43	–	2	10.29	–
150mm	C285	W	5m	47.73	–	2	9.55	–



Ogee Jumbo™ (20mm Thick)

405mm (double ended)	C146	W	5m	116.91	–	1	23.38	–
355mm (double ended)	C145	W	5m	96.47	–	1	19.29	–
250mm	C144	W	5m	79.73	–	1	15.95	–
225mm	C143	W	5m	70.39	–	1	14.08	–
200mm	C142	W	5m	59.07	–	2	11.81	–
175mm	C141	W	5m	51.43	–	2	10.29	–
150mm	C140	W	5m	47.73	–	2	9.55	–



Bullnose Jumbo™ (25mm Thick)

405mm (double ended)	C277	W	5m	116.91	–	1	23.38	–
405mm (double ended)	C112	W	1.25m	31.61	–	1	25.29	–
250mm	C158	W	5m	79.73	–	1	15.95	–
225mm	C276	W	5m	70.39	–	1	14.08	–
200mm	C275	W	5m	59.07	–	2	11.81	–
175mm	C274	W	5m	51.43	–	2	10.29	–
150mm	C157	W	5m	47.73	–	2	9.55	–



REFURBISHMENT FASCIA (Installed over support timber)



Cappit™ (9mm thick)

605mm	C108	W	5m	147.67	–	1	29.53	–
405mm (double-ended)	C114	W	1.25m	25.54	–	2	20.43	–
405mm (double-ended)	C150	W	5m	104.35	–	1	20.87	–
400mm	C094	W	5m	101.16	–	1	20.23	–
300mm	C104	W	5m	74.81	–	2	14.96	–
250mm	C098	W	5m	62.50	–	2	12.50	–
225mm	C120	W	5m	56.35	–	2	11.27	–
200mm	C217	W	5m	50.19	–	2	10.04	–
175mm	C095	W	5m	43.80	–	2	8.76	–
150mm	C107	W	5m	39.12	–	2	7.82	–



Ogee Cappit™ (12mm thick - incl. ribs)

405mm (double-ended)	C084	W	5m	106.07	–	1	21.21	–
250mm	C085	W	5m	63.49	–	2	12.70	–
225mm	C086	W	5m	57.34	–	2	11.47	–
200mm	C087	W	5m	51.18	–	2	10.24	–
175mm	C088	W	5m	44.78	–	2	8.96	–
150mm	C089	W	5m	39.86	–	2	7.97	–



Cappair™ (12mm thick - incl. ribs)

405mm (double ended)	C323	W	5m	107.55	–	1	21.51	–
238mm	C319	W	5m	56.85	–	2	11.37	–
213mm	C318	W	5m	50.45	–	2	10.09	–
188mm	C317	W	5m	47.00	–	2	9.40	–
163mm	C316	W	5m	39.62	–	2	7.92	–



● See Page 12 for details of our extended range of Mahogany, Light Oak and Black foiled Roofline profiles.















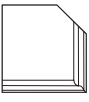
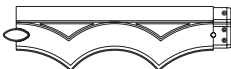



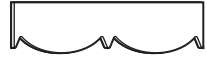

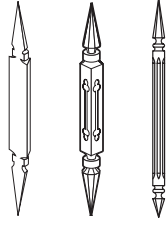






ILLUSTRATION	DESCRIPTION	CODE NO.	COLOURS*	LENGTH	PRICE PER STD. LENGTH		PACK QUANTITY	PRICE PER METRE/PACK	
					WHITE £	COLOURS £		WHITE £	COLOURS £
	Felt Roof Edge Trim	C038	W	5m	11.81	–	10	2.36	–
	Soffit Joint Trim (extruded)	C041	W	5m	17.22	–	10	3.44	–
		C059	W	2.5m	8.61	–	10	3.44	–
	Vertical Link Channel	C054	W	5m	16.73	–	10	3.35	–
	Soffit to Wall Trim	C036	W	5m	14.76	–	10	2.95	–
Double-ended Joints									
	Jumbo	C153	W	500mm	–	–	2	12.79 Pk	–
	Bullnose Jumbo	C360	W	500mm	–	–	2	12.79 Pk	–
	Cappair/Cappit	C302	W	500mm	–	–	2	12.79 Pk	–
Double-ended External Corners									
	Jumbo	C154	W	500mm	–	–	2	17.95 Pk	–
	Bullnose Jumbo	C361	W	500mm	–	–	2	17.95 Pk	–
	Cappair/Cappit	C294	W	500mm	–	–	2	17.95 Pk	–
Double-ended Internal Corners									
	Cappair/Cappit	C298	W	500mm	–	–	2	17.95 Pk	–
	Ogee Cappit	C300	W	500mm	–	–	2	17.95 Pk	–
	Bullnose	C321	W	500mm	–	–	2	17.95 Pk	–
Double-ended Face Fixed Joints									
	Square	C326	W	500mm	–	–	2	12.79 Pk	–
	Bullnose	C328	W	500mm	–	–	2	12.79 Pk	–
	Ogee	C329	W	500mm	–	–	2	12.79 Pk	–
	(Suitable for 9mm - 25mm boards)								
Double-ended Face Fixed Corners (2 Part)									
	Square	C415	W	500mm	–	–	2	14.76 Pk	–
	Bullnose	C418	W	500mm	–	–	2	14.76 Pk	–
	Ogee	C417	W	500mm	–	–	2	14.76 Pk	–
	Universal Inner	C419	W	300mm	–	–	2	3.69 Pk	–
	(Use as face fixed or in combination with universal inner for back fixing - suitable for 16mm - 25mm boards)								
Face fixed Joints									
	Square	C235	W	300mm	–	–	10	28.30 Pk	–
	Ogee	C236	W	300mm	–	–	10	28.30 Pk	–
	(Suitable for 9mm - 25mm boards)								
90° Face fixed Corners									
	Square	C232	W	300mm	–	–	10	38.14 Pk	–
	Ogee	C233	W	300mm	–	–	10	38.14 Pk	–
	(Suitable for 9mm - 25mm boards)								
135° Double-ended (Square/Ogee) Face Fixed Corners									
	External	C494	W	410mm	–	–	5	67.67 Pk	–
	Internal	C495	W	410mm	–	–	5	73.75 Pk	–

ILLUSTRATION	DESCRIPTION	CODE NO.	COLOURS*	LENGTH	PRICE PER STD. LENGTH		PACK QUANTITY	PRICE PER METRE/PACK	
					WHITE £	COLOURS £		WHITE £	COLOURS £
BOX ENDS (Vacuum Formed) - Patent Granted									
	Ogee Box End 90° (LH)	C484	W	450 x 450mm	-	-	2	27.07 Pk	-
	Ogee Box End 90° (RH)	C485	W	450 x 450mm	-	-	2	27.07 Pk	-
	Square Box End 90°	C487	W	450 x 450mm	-	-	2	27.07 Pk	-
ROOFSTYLE (Moulded Roofline System) - Patent Pending									
	Concave Moulding	C445	W	450mm	-	-	2	11.32 Pk	-
	Convex Moulding	C446	W	450mm	-	-	2	11.32 Pk	-
	Plain Moulding	C447	W	350mm	-	-	2	8.86 Pk	-
	Apex (Cut to suit bargeboard angles)	C450	W	280mm (W) 470mm (H)	-	-	2	19.68 Pk	-
DECORATIVE ROOFLINE - Patent Granted									
	Convex (max. depth 220mm) (min. depth 160mm)	C457	W	5m	94.14	-	2	18.83	-
	Concave (max. depth 220mm) (min. depth 160mm)	C458	W	5m	94.14	-	2	18.83	-
	Roof Spire (Flat back)	C475	W	910mm	-	-	2	128.60 Pk	-
	Roof Spire (3D)	C466	W	910mm	-	-	1	145.13 Pk	-
	Roof Spire (Flat back)	C476	W	1310mm	-	-	2	182.75 Pk	-
	GRP Ball Finial	C474	W	965mm	-	-	1	193.50 Pk	-
	GRP Ball Finial	C496	W	1500mm	-	-	1	225.75 Pk	-
	Bracing Bar	C473	W	1500mm	-	-	1	225.75 Pk	-
	Joining Bracket	C497	W	-	-	-	5	13.98 Pk	-
	Dentil moulding	C461	W	-	-	-	5	25.00 Pk	-



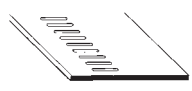
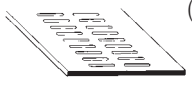
NEW

*W = WHITE

ILLUSTRATION	DESCRIPTION	CODE NO.	COLOURS*	LENGTH	PRICE PER STD. LENGTH		PACK QUANTITY	PRICE PER METRE/PACK	
					WHITE £	COLOURS £		WHITE £	COLOURS £
GEE PEE									
Gee Pee™ (Co-extruded) (9mm thick)									
	605mm F	C252	W	5m	147.67	–	1	29.53	–
	500mm S	C251	W	5m	122.08	–	1	24.42	–
	450mm S	C249	W	5m	109.77	–	1	21.95	–
	405mm F	C248	W	5m	98.45	–	1	19.69	–
	330mm F	C247	W	5m	80.47	–	2	16.09	–
	300mm S	C246	W	5m	74.56	–	2	14.91	–
	250mm S	C253	W	5m	62.26	–	2	12.45	–
	225mm S	C245	W	5m	55.86	–	2	11.17	–
	200mm S	C244	W	5m	49.22	–	2	9.84	–
	175mm S	C241	W	5m	43.80	–	2	8.76	–
	150mm S	C240	W	5m	36.17	–	2	7.23	–
	100mm F	C257	W	5m	23.62	–	5	4.72	–
	100mm S	C239	W	5m	23.12	–	5	4.62	–
	300mm (Fluted)F	C013	W	5m	78.01	–	2	15.60	–
	S = One sawn edge, one finished edge F = Two finished edge								

PRE-VENTILATED SOFFIT BOARDS

(A) – Roof Pitch >15° – Air Gap Equivalent to Continuous 10mm
(B) – Roof Pitch <15° – Air Gap Equivalent to Continuous 25mm



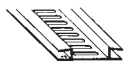

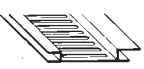

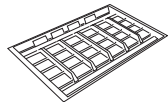

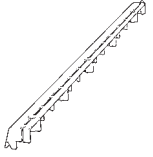
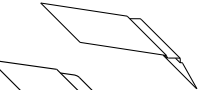
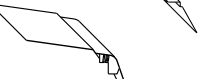
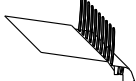
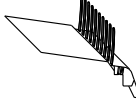
	(A) 125mm Tee Gee Polo Ventilated Soffit Board	C310	W	5m	32.97	–	5	6.59	–
	(A) 150mm Open V Polo Ventilated Soffit Board	C058	W	5m	35.93	–	5	7.19	–
	(A) Polo™ Ventilated Soffit Boards								
	605mm	C530	W	5m	157.00	–	1	31.40	–
	450mm	C309	W	5m	117.15	–	1	23.43	–
	405mm	C410	W	5m	107.06	–	1	21.41	–
	330mm	C412	W	5m	90.32	–	2	18.06	–
	300mm	C308	W	5m	81.95	–	2	16.39	–
	250mm	C413	W	5m	71.12	–	2	14.22	–
	225mm	C397	W	5m	63.74	–	2	12.75	–
	200mm	C380	W	5m	59.07	–	2	11.81	–
	175mm	C306	W	5m	51.43	–	2	10.29	–
	150mm	C305	W	5m	44.04	–	2	8.81	–
	(B) Polo™ Ventilated Soffit Boards								
	450mm	C315	W	5m	119.62	–	1	23.92	–
	300mm	C314	W	5m	84.41	–	2	16.88	–
	225mm	C398	W	5m	66.20	–	2	13.24	–
	150mm	C311	W	5m	46.50	–	2	9.30	–



- For added protection, a factory fitted fine mesh is available on Polo boards subject to minimum order quantities. Contact our Technical Services Dept. on (01827) 317200 for further information.
- All Gee Pee and Polo profiles are co-extruded to give a high quality, tough, smooth outer surface.
- A selected range of Polo profiles is also available in Mahogany, Light Oak and Black foiled finishes - see Page 12 for details.
- A selected range of Gee Pee profiles is also available in Mahogany, Light Oak, Rosewood and Black foiled finishes - see Page 13 for details.

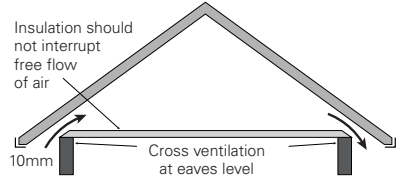
ORDER
IN PACK
QUANTITIES ONLY

8

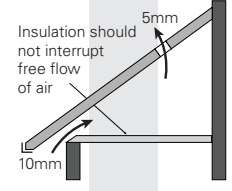
ILLUSTRATION	DESCRIPTION	CODE NO.	COLOURS*	LENGTH	PRICE PER STD. LENGTH		PACK QUANTITY	PRICE PER METRE/PACK	
					WHITE £	COLOURS £		WHITE £	COLOURS £
ROOFLINE VENTILATION (A) – Roof Pitch >15° – Air Gap Equivalent to Continuous 10mm (B) – Roof Pitch <15° – Air Gap Equivalent to Continuous 25mm									
	(A) 30 x 15mm Angle Ventilator	C061	W	5m	14.27	–	5	2.85	–
	(A) Soffit/Wall Ventilator	C062	W	5m	18.94	–	5	3.79	–
	(A) 10mm Cappit/Jumbo Ventilator	C237	W	5m	20.92	–	5	4.18	–
	(B) 60 x 15mm Angle Ventilator	C065	W	5m	14.62	–	5	2.92	–
	(B) 25mm Fascia/Soffit Ventilator	C066	W	5m	28.05	–	5	5.61	–
	(B) 25mm Cappit/Jumbo Ventilator	C238	W	5m	28.54	–	5	5.71	–
	Eaves Ventilator Tray (600mm X 380mm)	C118	Z	–	–	–	50	–	63.24 Pk
	Circular Soffit Ventilator	C267	W	–	–	–	50	23.87 Pk	–
	(A) Over Fascia Ventilator	C503	Z	0.5m	–	–	10	–	23.22 Pk
Over Fascia Protection and Ventilation									
	Jumbotec™	C502	Z	2.5m	–	–	5	–	60.30 Pk
	Jumbovent™ (standard)	C401	Z	0.9m	–	–	40	–	246.13 Pk
	Jumbovent™ (Combed)	C402	Z	0.9m	–	–	40	–	246.13 Pk
	Sealing Tape	C403	–	10m	–	–	1	–	14.67 Pk

ROOF VENTILATION

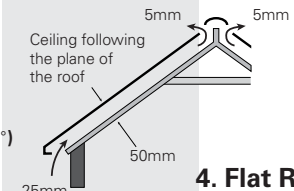
1. Duo-Pitched Roof
(greater than 15° pitch but less than 70°)



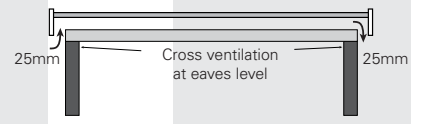
2. Mono-Pitched Roof
(greater than 15° pitch but less than 70°)



3. Duo-Pitched Roof
(greater than 15° pitch)














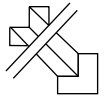


4. Flat Roof
(less than 15° pitch)










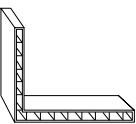

*W = WHITE Z = BLACK

™Jumbo, Cappit, Jumbotec and Jumbovent are Registered Trade Marks





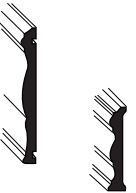
ILLUSTRATION	DESCRIPTION	CODE NO.	COLOURS*	LENGTH	PRICE PER STD. LENGTH		PACK QUANTITY	PRICE PER METRE/PACK		
					WHITE £	COLOURS £		WHITE £	COLOURS £	
WINDOW BOARDS										
Bullnose Jumbo™ (25mm Thick)										
	405mm (double ended)	C277	W	5m	116.91	–	1	23.38	–	
	250mm	C158	W	5m	79.73	–	1	15.95	–	
	225mm	C276	W	5m	70.39	–	1	14.08	–	
	200mm	C275	W	5m	59.07	–	2	11.81	–	
	175mm	C274	W	5m	51.43	–	2	10.29	–	
	150mm	C157	W	5m	47.73	–	2	9.55	–	
Bullnose Window Board (9mm thick)										
	405mm	C266	W	5m	80.47	–	1	16.09	–	
	300mm	C265	W	5m	60.30	–	2	12.06	–	
	250mm	C264	W	5m	50.45	–	2	10.09	–	
	225mm	C263	W	5m	45.28	–	2	9.06	–	
	200mm	C262	W	5m	40.36	–	2	8.07	–	
	175mm	C261	W	5m	35.43	–	2	7.09	–	
	150mm	C260	W	5m	30.26	–	2	6.05	–	
Euro-Cappit Profiles - 60mm leg (9mm thick)										
	405mm	C436	W	5m	110.25	–	1	22.05	–	
	250mm	C434	W	5m	68.17	–	2	13.63	–	
	225mm	C433	W	5m	61.53	–	2	12.31	–	
	200mm	C432	W	5m	54.63	–	2	10.93	–	
	175mm	C435	W	5m	47.99	–	2	9.60	–	
	150mm	C430	W	5m	42.57	–	2	8.51	–	
Euro-Cappit Profiles - 75mm leg (9mm thick)										
	405mm	C443	W	5m	118.14	–	1	23.63	–	
	250mm	C441	W	5m	72.85	–	2	14.57	–	
	225mm	C440	W	5m	65.47	–	2	13.09	–	
	200mm	C439	W	5m	58.57	–	2	11.71	–	
	175mm	C442	W	5m	51.18	–	2	10.24	–	
	150mm	C437	W	5m	45.53	–	2	9.11	–	
	100mm	C438	W	5m	34.45	–	2	6.89	–	
	Window Board Channel	C037	W	5m	6.63	–	20	1.33	–	
	Bullnose Jumbo End Cap (curved)	C272	W	100mm	–	–	5	5.89 Pk	–	
	Long Bullnose Jumbo End Cap (curved)	C273	W	300mm	–	–	5	16.73 Pk	–	
	Long Bullnose Jumbo End Cap (flat)	C209	W	300mm	–	–	20	22.14 Pk	–	
	Cappit/Jumbo End Cap	C212	W	50mm	–	–	20	11.56 Pk	–	
	Long Cappit/Jumbo End Cap	C278	W	300mm	–	–	10	11.07 Pk	–	
	Bullnose Window Board End Cap	C050	W	135mm	–	–	5	5.89 Pk	–	
	Long Bullnose Window Board End Cap	C048	W	300mm	–	–	10	11.07 Pk	–	
	EuroCappit End Cap (60mm)	C139	W	100mm	–	–	10	12.30 Pk	–	
	Cappit Reveal Corner (double ended)	C271	W	500mm	–	–	2	17.22 Pk	–	

ORDER
IN PACK
QUANTITIES ONLY


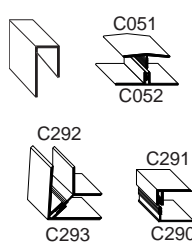
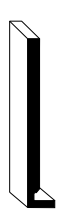
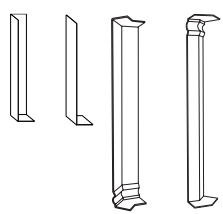
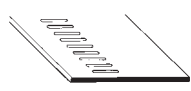


10

ILLUSTRATION	DESCRIPTION	CODE NO.	COLOURS*	LENGTH	PRICE PER STD. LENGTH		PACK QUANTITY	PRICE PER METRE/PACK		
					WHITE £	COLOURS £		WHITE £	COLOURS £	
WINDOW TRIMS										
	12mm Quadrant	C021	W	5m	3.43	–	20	0.69	–	
	17.5mm Quadrant	C216	W	5m	4.55	–	20	0.91	–	
	20mm Edge Mould	C016	W	5m	3.81	–	25	0.76	–	
	Scotia Mould	C017	W	5m	4.67	–	20	0.93	–	
	15 x 12.5mm Rectangle	C019	W	5m	5.16	–	25	1.03	–	
	Dee Moulds									
	75mm	C243	W	5m	12.05	–	10	2.41	–	
	50mm	C242	W	5m	9.47	–	10	1.89	–	
	25mm	C205	W	5m	4.04	–	25	0.81	–	
	External Angles									
	50 x 50mm	C056	W	5m	15.01	–	10	3.00	–	
	25 x 25mm	C018	W	5m	4.79	–	20	0.96	–	
	80 x 100 Hollow Angle	C020	W	5m	25.59	–	5	5.12	–	
	Flexi-Angles (2mm)									
	75mm	ST75	W	5m	9.34	–	10	1.87	–	
	45mm	ST45	W	5m	7.06	–	10	1.41	–	

- See Pages 13 for details of our extended range of Mahogany, Light Oak and Rosewood foiled products.

ILLUSTRATION	DESCRIPTION	CODE NO.	COLOURS*	LENGTH	PRICE PER STD. LENGTH		PACK QUANTITY	PRICE PER METRE/PACK	
					WHITE £	COLOURS £		WHITE £	COLOURS £
ARCHITRAVES AND SKIRTINGS									
	6mm Thick 95mm Skirting 70mm Skirting 45mm Architrave	C259 C258 C254	W W W	5m 5m 5m	14.76 9.22 7.87	– – –	5 10 10	2.95 1.84 1.57	– – –
	7.5mm Thick 125mm Cloaking 100mm Cloaking 75mm Cloaking/Skirting 50mm Cloaking/Architrave 35mm Cloaking	C226 C024 C023 C022 C270	W W W W W	5m 5m 5m 5m 5m	22.26 17.59 11.80 9.22 7.13	– – – – –	5 5 10 10 10	4.45 3.52 2.36 1.84 1.43	– – – – –
	12mm Thick 70mm Skirting 45mm Architrave	C223 C222	W W	5m 5m	16.48 9.95	– –	10 10	3.30 1.99	– –
	12mm Thick 95mm Ogee Skirting	C225	W	5m	20.18	–	5	4.04	–
	Decorative Profiles 120mm x 15mm Trim 70mm x 10mm Trim	SP120 SD70	W W	5m 5m	33.58 17.59	– –	7 10	6.72 3.52	– –











- 12mm Ogee profiles are particularly useful as decorative additions to bargeboards. Fitted above the Roofstyle System they add depth and decorative detail. See the *Roofstyle* Fixing Guide (A325) for further details.
- See Pages 13 for details of our extended range of Mahogany, Light Oak, and Rosewood foiled trim profiles.

ILLUSTRATION	DESCRIPTION	CODE NO.	LENGTH	PACK QTY	PRICE PER LENGTH (M) £	PRICE PER LENGTH (C) £	PRICE PER LENGTH (R) £	PRICE PER LENGTH (Z) £
ROOFLINE & CLADDING (FOILED PROFILES)								
	Claddings							
	150mm Shiplap Cladding	C002	5m	5	64.50	—	—	—
	100mm Open V Cladding	C269	5m	5	53.75	59.13	—	—
<hr/>								
	Cladding Trims							
	Universal Channel	C026	5m	5	24.73	26.34	—	—
	2-Part Joint (Male)	C051	5m	5	32.25	34.40	—	—
	2-Part Joint White (Female)	C052	5m	(see Page 3)	—	—	—	—
	2-Part Corner (Female)	C293	5m	5	43.00	45.15	—	—
	2-Part Corner White (Male)	C292	5m	(see Page 3)	—	—	—	—
	2-Part Trim (Male)	C290	5m	5	21.50	22.58	—	—
	2-Part Trim White (Female)	C291	5m	(see Page 2)	—	—	—	—
<hr/>								
	Square Fascia (16mm)							
	405mm	C351	5m	1	193.50	205.33	—	222.53
	250mm	C349	5m	2	123.63	129.00	—	134.38
	225mm	C348	5m	2	112.88	118.25	—	123.63
	200mm	C347	5m	2	102.13	105.35	—	110.73
	175mm	C346	5m	2	96.75	98.90	—	105.35
	150mm	C345	5m	2	91.38	96.75	—	101.05
<hr/>								
	Roof Trims							
	Square Joint	C229	300mm	10	64.50	64.50	—	75.25
	90° Corner	C230	300mm	10	64.50	64.50	—	75.25
	135° Ext Corner (Sq./Ogee)	C494	410mm	5	85.30	—	—	—
	135° Int Corner (Sq./Ogee)	C495	410mm	5	91.21	—	—	—
<hr/>								
	Vented Soffit (9mm)							
	405mm	C410	5m	1	188.13	199.41	—	210.16
	300mm	C308	5m	2	155.88	162.86	—	169.85
	225mm	C397	5m	2	118.25	124.16	—	130.08
	175mm	C306	5m	2	101.59	104.28	—	110.73
	150mm	C305	5m	2	96.21	101.59	—	—
<hr/>								
	Flat Boards (9mm)							
	405mm	C248	5m	1	118.25	124.16	—	135.99
	300mm	C246	5m	2	96.75	101.59	—	107.50
	225mm	C245	5m	2	61.03	62.89	66.65	66.65
	175mm	C241	5m	2	46.02	48.38	—	50.53
	150mm	C240	5m	2	39.86	41.07	43.00	—
	100mm	C239	5m	5	27.32	28.70	—	—
<hr/>								
	Soffit Joint Trim	C041	5m	2	30.75	32.63	—	35.42

KEY INSTALLATION INFORMATION

- Foiled PVC-ue installations can suffer from excessive expansion and contraction due to heat absorption. Specifiers and installers must therefore satisfy themselves that sufficient provision has been made to avoid significant thermal movement. It is the specifiers and installers responsibility to determine the actual requirement of a particular installation to avoid excessive thermal movement.
- Further installation information can be found on the reverse of the Swish 10 Year Guarantee for Foiled Profiles. Please contact the Marketing Team on 01827 317200 for your copy.

NEW

ILLUSTRATION	DESCRIPTION	CODE NO.	LENGTH	PACK QTY	PRICE PER LENGTH (M) £	PRICE PER LENGTH (C) £	PRICE PER LENGTH (R) £	PRICE PER LENGTH (Z) £
WINDOW BOARDS AND TRIMS (FOILED PROFILES)								
	Cappit (9mm thick)							
	405mm (D/E)	C150	5m	1	140.83	148.35		156.95
	250mm	C098	5m	2	80.63	84.50	–	89.55
	225mm	C120	5m	2	67.18	69.34	69.34	73.48
	200mm	C217	5m	2	60.30	63.32	–	65.74
	175mm	C095	5m	2	53.89	55.52	55.52	58.00
	150mm	C107	5m	2	50.53	51.60	–	54.66
	Bullnose Window Board (9mm thick)							
	225mm	C263	5m	2	59.07	59.07	–	–
	175mm	C261	5m	2	46.02	46.02	–	–
	End Caps							
	Long Cappit Board	C278	300mm	10	11.93 Pk	11.93 Pk	–	–
	Cappit Board	C212	50mm	20	12.05 Pk	12.05 Pk	–	–
	Bullnose Window Board	C050	135mm	5	6.40 Pk	6.40 Pk	–	–
	Long B/N Window Board	C048	300mm	10	11.93 Pk	11.93 Pk	–	–
	6mm Thick							
	95mm Skirting	C259	5m	5	22.64	22.64	23.76	–
	70mm Skirting	C258	5m	10	16.73	16.73	17.63	–
	45mm Architrave	C254	5m	10	12.79	12.79	13.44	–
	Cloaking 7.5mm Thick							
	100mm	C024	5m	5	23.38	–	–	–
	75mm	C023	5m	10	17.72	–	–	–
	50mm	C022	5m	10	14.02	–	–	–
	20mm Edge Mould	C016	5m	25	9.09	9.09	9.57	–
	15 x 12.5mm Rectangle	C019	5m	25	10.33	–	–	–
	12mm Quadrant	C021	5m	20	9.09	–	–	–
	17.5mm Quadrant	C216	5m	20	9.84	9.84	10.32	–
	25mm Dee Mould	C205	5m	25	9.84	9.84	10.32	–

- Selected trim profiles are now available in new ROSEWOOD finish as well as Mahogany and Light Oak. Please contact the Swiss Marketing Team on 01827 317200 for samples.

NEW




ILLUSTRATION	DESCRIPTION	CODE NO.	COLOURS*	GRADE OF STAINLESS STEEL	PACK QUANTITY	PRICE PER METRE/ PACK	
						WHITE £	COLOURS £
FIXING PINS, NAILS AND SCREWS (Stainless Steel)							
	Trimtop Nails						
	30mm	C080	W P	Marine (A4)	250	18.54 Pk	21.51 Pk
	40mm	C081	W P M C Z	Marine (A4)	250	20.60 Pk	23.80 Pk
	50mm	C082	W	Marine (A4)	100	15.56 Pk	—
	65mm	C083	W P M C Z	Marine (A4)	100	17.17 Pk	20.14 Pk
	Fixing Pins						
	25mm	C203		Marine (A4)	250	5.95 Pk	—
	33mm	C204		Marine (A4)	250	6.63 Pk	—
	50mm	C228		Marine (A4)	100	6.40 Pk	—
	A4 Capped Screws						
	30mm	C074	W	Marine (A4)	100	13.50 Pk	—
	40mm	C071	W	Marine (A4)	100	14.64 Pk	—
	50mm	C072	W	Marine (A4)	100	15.78 Pk	—
	65mm	C073	W	Marine (A4)	100	18.99 Pk	—

ILLUSTRATION	DESCRIPTION	CODE NO.	COLOURS*	UNIT SIZE	PACK QUANTITY	PRICE PER/ PACK	
						WHITE £	COLOURS £
SEALANTS AND ADHESIVES							
	Low Modulus Silicone	C077	W N	300ml 300ml	25 25	80.80 Pk	—
						87.90 Pk	—
	General Purpose Adhesive	C079	—	310ml	12	23.43 Pk	—

- Beware of low quality Fixings, Silicones and Adhesives.
- Swish profiles should be fitted with SWISH fixings, sealants and/or adhesives at all times. Use of alternative fixings, silicones and adhesives could lead to installation failure.

*W = WHITE N = NEUTRAL P = CONKER BROWN M = MAHOGANY C = LIGHT OAK Z = BLACK

Code	Description	Page No:
C002	150mm SHIPLAP CLADDING	2
C002 M	150mm SHIPLAP CLADDING (Foiled finishes)	12
C003	150mm OPEN V CLADDING	2
C013	300mm GEE PEE (fluted)	7
C015	WINDOW QUADRANT	11
C016	20mm EDGE MOULD	11
C016 M/C/R	20mm EDGE MOULD(Foiled finishes)	13
C017	22mm SCOTIA MOULD	10
C018	25mm EXTERNAL ANGLE	10
C019	15mm x 12.5mm RECTANGLE	10
C019 M	15mm x 12.5mm RECTANGLE (Foiled finishes)	13
C020	80 x 100mm Hollow Angle	10
C021	12mm QUADRANT	10
C021 M	12mm QUADRANT (Foiled finishes)	13
C022	50mm CLOAKING PROFILE	11
C022 M/C	50mm CLOAKING PROFILE (Foiled finishes)	13
C023	75mm CLOAKING PROFILE	11
C023 M/C	75mm CLOAKING PROFILE (Foiled finishes)	13
C024	100mm CLOAKING PROFILE	11
C024 M/C	100mm CLOAKING PROFILE (Foiled finishes)	13
C026	UNIVERSAL CHANNEL	2
C026 M/C	UNI. CHANNEL (Mahogany/L.Oak)	12
C027	UNIVERSAL STARTER TRIM	3
C028	WALL STARTER TRIM	3
C029	DRIP STARTER TRIM	3
C030	EXTERNAL CORNER TRIM	2
C033	CENTRE JOINT TRIM	3
C034	COVER TRIM	2
C035	DRIP TRIM	3
C036	SOFFIT TO WALL TRIM	5
C037	WINDOW BOARD CHANNEL	9
C038	FELT ROOF EDGE TRIM	5
C039	PLANK TOP TRIM	2
C040	UNIVERSAL CHANNEL + BATTEN COVER	2
C041	SOFFIT JOINT TRIM (Extruded)	5
C041 M/C/Z	SOFFIT JOINT TRIM (Foiled finishes)	12
C042	100mm SHIPLAP JOINT	3
C043	150mm SHIPLAP JOINT	3
C044	150mm OPEN V JOINT	3
C048	LONG B/N WINDOW BOARD END CAP	9
C050	BULLNOSE WINDOW BOARD END CAP	9
C051/2	2-PART JOINT TRIM (MALE/FEMALE)	3
C051 M/C	2-PART JOINT TRIM (MALE) (Foiled finishes)	12
C054	VERTICAL LINK CHANNEL	5
C055	125mm TEE GEE CLADDING	2
C056	50mm EXTERNAL ANGLE	10
C057	125mm TEE GEE/FEATHER EDGE JOINT	3
C058	150mm OPEN V POLO	7
C059	SOFFIT JOINT TRIM (2.5m)	5
C061-C066	SOFFIT VENTILATORS	8
C067	EAVES VENTILATOR TRAY	8
C068	60mm x 15mm ANGLE TRIM	2
C069	30mm x 15mm ANGLE TRIM	2
C071-C074	CAPPED SCREWS	14
C077	LOW MOD. SILCONE 310ml	14
C079	GENERAL PURPOSE ADHESIVE 310ml	14
C080-C083	TRIMTOP FIXINGS	14
C084-C089	OGEE CAPPIT BOARDS	4
C094	400mm CAPPIT	4
C095	175mm CAPPIT	4
C095 M/C/R	175mm CAPPIT (Foiled finishes)	13
C098	250mm CAPPIT	4
C104	300mm CAPPIT BOARD	4
C107	150mm CAPPIT	4
C108	605mm CAPPIT	4
C113	405mm JUMBO BOX-END (Double-Ended)	4
C114	405mm CAPPIT BOX-END (Double-Ended)	4
C118	EAVES VENTILATOR TRAY	8
C120	225mm CAPPIT	4
C120 M/C/R	225mm CAPPIT (Foiled finishes)	13
C139	EUROCAPPIT END CAP	9
C140-C146	OGEE JUMBO BOARDS	4
C150	405mm CAPPIT (Double-Ended)	4
C151	405mm JUMBO (Double-Ended)	13

Code	Description	Page No:
C153	JUMBO JOINT	5
C154	JUMBO CORNER	5
C157	150mm BULLNOSE JUMBO	4 & 9
C158	250mm BULLNOSE JUMBO	4 & 9
C203/C204	25mm AND 33mm FIXINGS	14
C205	25mm DEE MOULD	10
C205 M/C/R	25mm DEE MOULD (Foiled finishes)	13
C208	125mm FEATHEREDGE CLADDING	2
C212	CAPPIT/JUMBO BOARD END CAPS	9
C212 M	CAPPIT BOARD END CAPS (Foiled finishes)	13
C216	17.5mm QUADRANT	10
C216 M/C/R	17.5mm QUADRANT (Foiled finishes)	13
C217	200mm CAPPIT	4
C217 M/C	200mm CAPPIT (Foiled finishes)	13
C222	45mm ARCHITRAVE	11
C223	70mm SKIRTING	11
C225	95mm PENCIL/OGEE SKIRTING	11
C226	125mm CLOAKING	11
C228	50mm FIXING PINS	14
C229 M/C/Z	SQUARE JOINT (Foiled finishes)	12
C230 M/C/Z	SQUARE CORNER (Foiled finishes)	12
C232	CAPPIT CORNER TRIM	5
C233	OGEE CAPPIT CORNER TRIM	5
C235	CAPPIT JOINT TRIM	5
C236	OGEE CAPPIT JOINT TRIM	5
C237	10mm CAPPIT JUMBO VENTILATOR	8
C238	25mm CAPPIT JUMBO VENTILATOR	8
C239	100mm GEE PEE (CO-EX)	7
C239 M/C	100mm GEE PEE (Foiled finishes)	12
C240	150mm GEE PEE (CO-EX)	7
C240 M/C	150mm GEE PEE (Foiled finishes)	12
C241	175mm GEE PEE (CO-EX)	7
C241 M/C/Z	175mm GEE PEE (Foiled finishes)	12
C242	50mm DEE MOULD	10
C243	75mm DEE MOULD	10
C244	200mm GEE PEE (CO-EX)	7
C245 M/C/Z	225mm GEE PEE (Foiled finishes)	12
C245-C249	GEE PEE BOARDS (CO-EX)	7
C246 M/C/Z	300mm GEE PEE (Foiled finishes)	12
C248 M/C/Z	405mm GEE PEE (Foiled finishes)	12
C251	500mm GEE PEE (CO-EX)	7
C252	605mm GEE PEE (CO-EX)	7
C253	250mm GEE PEE (CO-EX)	7
C254	45mm ARCHITRAVE (6mm)	12
C254 M/C/R	45mm ARCHITRAVE (Foiled finishes)	13
C257	100mm GEE PEE (CO-EX)	7
C258	70mm ARCHITRAVE/SKIRTING (6mm)	11
C258 M/C/R	70mm ARCH/SKIRT (Foiled finishes)	13
C259	95mm SKIRTING (6mm)	11
C259 M/C/R	95mm SKIRTING (Foiled finishes)	13
C260	150mm B/N WINDOW BOARD	9
C261	175mm B/N WINDOW BOARD	9
C261 M/C	175mm B/N W. BOARD (Foiled finishes)	13
C262	200mm B/N WINDOW BOARD	9
C263	225mm B/N W.BOARD	9
C263 M/C	225mm B/N W.BOARD (Foiled finishes)	13
C264	250mm B/N WINDOW BOARD	9
C265	300mm B/N WINDOW BOARD	9
C266	405mm B/N WINDOW BOARD	9
C267	CIRCULAR SOFFIT VENTILATOR	8
C269	100mm OPEN V CLADDING	2
C269 M/C	100mm OPEN V CLADDING (Foiled finishes)	12
C270	35mm CLOAKING PROFILE	11
C271	CAPPIT REVEAL CORNER	9
C272	BULLNOSE JUMBO END CAP	9
C273	BULLNOSE JUMBO END CAP	9
C274-C277	175mm - 405mm BULLNOSE JUMBO	4 & 9
C278	CAPPIT/JUMBO END CAP	9
C280	355mm JUMBO (Double-Ended)	4
C281	100mm OPEN V JOINT	3
C285-C289	150mm - 250mm JUMBO BOARDS	4
C290 M/C	2 PART UNI. TRIM (Male) (Foiled finishes)	12
C290/1	2 PART UNIVERSAL TRIM (Male/Female)	2
C292/3	2 PART CORNER TRIM	3

Code	Description	Page No:
C293 M/C	2 PART CORNER (Female) (Foiled finishes)	12
C294	EXTERNAL CORNER	5
C298	INTERNAL CORNERS AND JOINTS	5
C305-C315	POLO VENTILATED SOFFIT BOARDS	7
C305 M/C/Z	150mm POLO (10mm) (Foiled finishes)	12
C306 M/C/Z	175mm POLO (10mm) (Foiled finishes)	12
C308 M/C/Z	300mm POLO (10mm) (Foiled finishes)	12
C310	125mm TEEGEE POLO	7
C315	450mm POLO (10mm)	
C316-C319	CAPPAIR	4
C321	BULLNOSE INTERNAL CORNER	5
C326	SQUARE JOINT	5
C328	BULLNOSE JOINT	5
C329	OGEE JOINT	5
C323	405mm CAPPAIR	4
C345-C351	16mm SQ. FASCIAS (Foiled finishes)	12
C360	BULLNOSE JUMBO JOINT	5
C361	BULLNOSE JUMBO EXT. CORNER	5
C380	200mm POLO (10mm)	7
C397	225mm POLO (10mm)	7
C397 M/C/Z	225mm POLO (10mm) (Foiled finishes)	12
C398	225mm POLO (25mm)	7
C401/2	JUMBOVENT (STANDARD)/(COMBED)	8
C403	SEALING TAPE	8
C410	405mm POLO (10mm)	7
C410 M/C/Z	405mm POLO (10mm) (Foiled finishes)	12
C412	330mm POLO (10mm)	7

Code	Description	Page No:
C415	SQUARE (2-PART) EXTERNAL CORNER	5
C417	OGEE (2-PART) EXTERNAL CORNER	5
C430-C443	EURO-CAPPIT	9
C445-C450	ROOFSTYLE DECORATIVE MOULDINGS	6
C457	CONVEX DECORATIVE ROOFLINE	6
C458	CONCAVE DECORATIVE ROOFLINE	6
C461	DENTIL MOULDING	6
C466	3D ROOF SPIRE (910mm)	6
C473	BRACING BAR	6
C474	GRP BALL FINIAL (965mm)	6
C475	ROOF SPIRE (910mm)	6
C476	ROOF SPIRE (1310mm)	6
C484-C487	VACUUM FORMED BOX-ENDS	6
C494	135° EXTERNAL CORNER	5
C494 M	135° EXTERNAL CORNER (Foiled finishes)	12
C495	135° INTERNAL CORNER	5
C495 M	135° INTERNAL CORNER (Foiled finishes)	12
C496	GRP BALL FINIAL (1500mm)	6
C497	JOINING BRACKET	6
C502	JUMBOTEC	8
C503	OVER FASCIA VENTILATOR 0.5m	8
C530	605mm POLO (10mm)	7
SD70	70mm x 15mm DECORATIVE TRIM	11
SP120	120mm x 10mm DECORATIVE TRIM	11
ST45	45mm FLEXI-ANGLE	10
ST75	75mm FLEXI-ANGLE	10

ENVIRONMENTAL AND RECYCLING

Swish cellular PVC products represent an environmentally responsible use of plastics. They do not contain CFC's, lead or cadmium, which are considered harmful to the environment. They have a very long life span and when replaced can be easily identified and fully recycled.

DISCOLOURATION

Swish white cellular profiles DO NOT suffer from the discolouration problems claimed to be associated with some Lead stabilised formulations. THEY ARE LEAD FREE

STANDARDS

Swish Building Products manufactures to very high quality standards and have been awarded British Standards Quality Assurance BS EN ISO 9001/2. Swish cellular PVC-u building profiles have been assessed and awarded British Standards Kitemark and British Board of Agrément certification.



BS 7619
Licence No. KM33730



Roofline 91/2620



Cladding 91/2622



FM 09180

Your Local Stockist is

All prices exclude V.A.T. (VAT No. 670 323 457)

SBP Limited., Pioneer House, Mariner, Lichfield Road Ind. Estate, Tamworth, Staffordshire, B79 7TF
Tel: (01827) 317200/General Fax: (01827) 317201/Order Line Fax: (01827) 316169 E-mail: information@swishbp.co.uk
A272

Swish is a Registered Trademark

Coloured products are subject to extended delivery.
Please check delivery date with your local stockist.